

Suprema Integration with DW Spectrum

ADMINISTRATOR GUIDE

Version 1.00
English
EN 102.00.SIDS V1.00A

CONTENTS

Introduction	2	DW-Bookmark	8
Target Audience	2	DW-Bookmark overview	8
Features	2	Configuring bookmark settings	9
System diagram	2		
Installation	3	DW-Event	10
Prerequisites	3	DW-Event overview	10
Installing Suprema Integration with DW Spectrum	3	Configuring event settings	11
Getting started	4	Service	12
Login	4	Service overview	12
Settings	5	Troubleshooting	13
Settings overview	5	Appendices	14
Template	6	Disclaimers	14
Template overview	6	Copyright Notice	14
Creating a new template group	6	Open-source Software	15
Editing a group template	7		

Introduction

Target Audience

This document describes how to install and configure Suprema Integration with DW Spectrum. It is intended for system setup specialists as well as system administrators. The system administrators require advanced knowledge of the video management system (VMS) and Suprema BioStar 2. Operators require basic knowledge of both systems.

Features

Suprema Integration with DW Spectrum is a middleware that connects BioStar 2 to the VMS. Devices in BioStar 2 can be connected to cameras in the VMS and if events occur on that device, they will be transferred in real-time to the VMS, where they will be connected to recorded videos.

It allows operators to monitor sites with a single user interface and associate access control events with videos. By using bookmarks, you can easily find or retrieve moments in that events occurred.

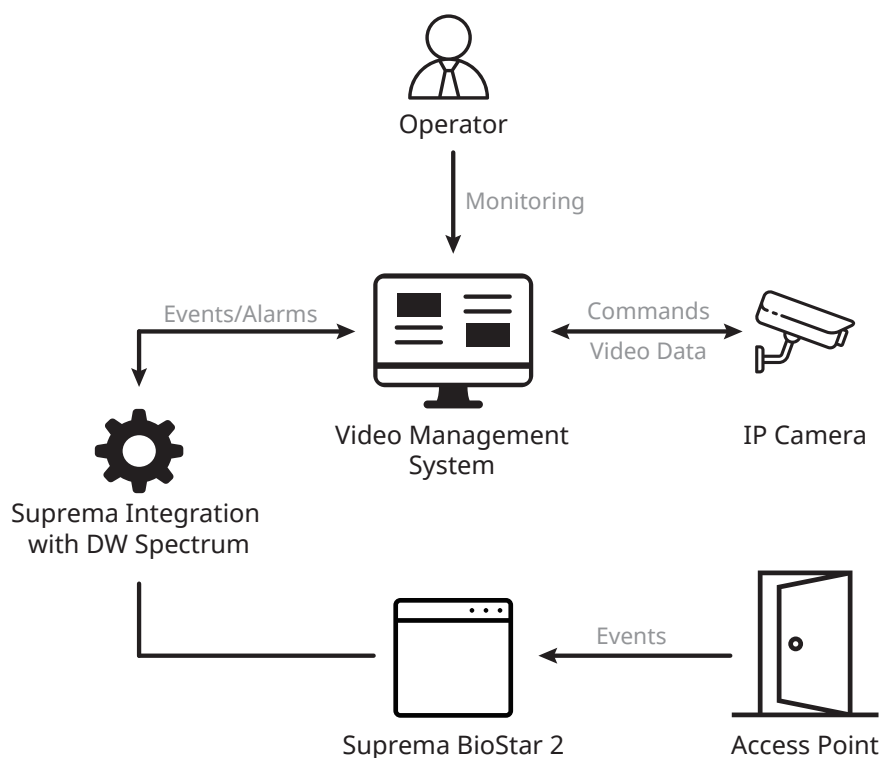
Suprema Integration with DW Spectrum provides the following features.

- Bookmarks on video stream recordings for easy retrieval and playback.
- Event log synchronization in between the VMS and BioStar 2 in real-time.



For more details on the functionality of the VMS, refer to its user manual.

System diagram



Installation

Prerequisites

BioStar 2

- BioStar 2 version 2.7.10 or later

Video Management System (VMS)

- Digital Watchdog Spectrum version 4.2 or later

Operating System

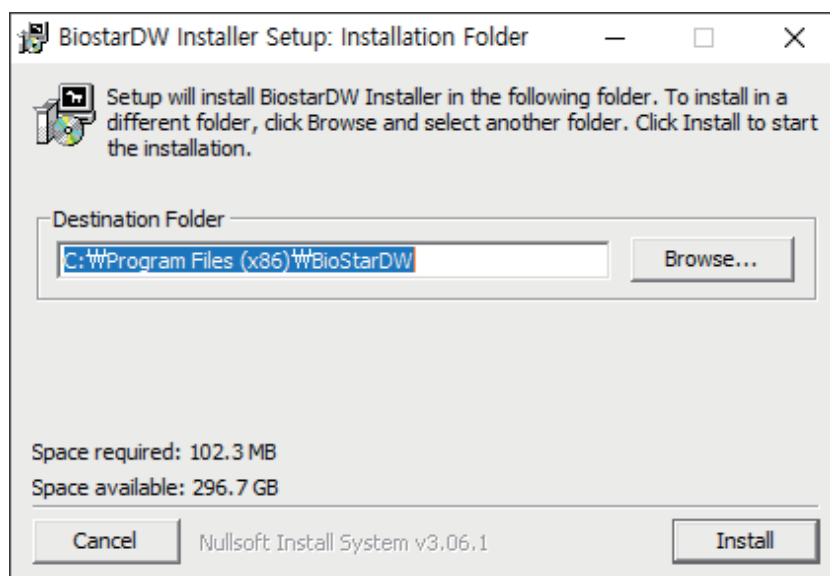
- Windows 10 Professional and later (x64)
- Windows Server 2016 and later (x64)

Installing Suprema Integration with DW Spectrum



- Suprema Integration with DW Spectrum can be installed on any computer in the network. However, it is recommended to install Suprema Integration with DW Spectrum on either the BioStar 2 or the VMS server computer.
- This section describes how to install Suprema Integration with DW Spectrum. For more details on the installation of both BioStar 2 and the VMS, refer to its manuals.

- 1 Run the downloaded setup program.
(ex. 'DWSpectrum Installer.exe')
- 2 Set a path and click **Install**.



Getting started

Login


- 1 Enter `https://localhost:5051` in a web browser on the computer where Suprema Integration with DW Spectrum is installed.



Do not use the IP address or access Suprema Integration with DW Spectrum from another computer.

- 2 Enter the username and password that you are using in BioStar 2, and then click **Login**.

The image shows the BioStar 2 login interface. At the top left is the BioStar 2 logo, a multi-colored star. To its right is the text "BioStar 2". Below the logo are two input fields: "Username" with the placeholder text "BioStar 2 Username" and "Password" with the placeholder text "BioStar 2 Password". To the left of the "Login" button is a gear icon. The "Login" button is a teal-colored rectangle with the text "Login" in white.

If the BioStar 2 server is not installed on the local computer or if the default port (443) has been changed, click  to access the connection configuration options and input the correct settings.

The image shows the BioStar 2 login interface with additional configuration options. It includes the BioStar 2 logo and "BioStar 2" text. Below are the "Username" and "Password" fields with their respective placeholder text. A gear icon is positioned to the left of the "Login" button. Below the "Login" button are two more input fields: "Host" with the placeholder text "127.0.0.1" and "HTTPS Port" with the placeholder text "4443".

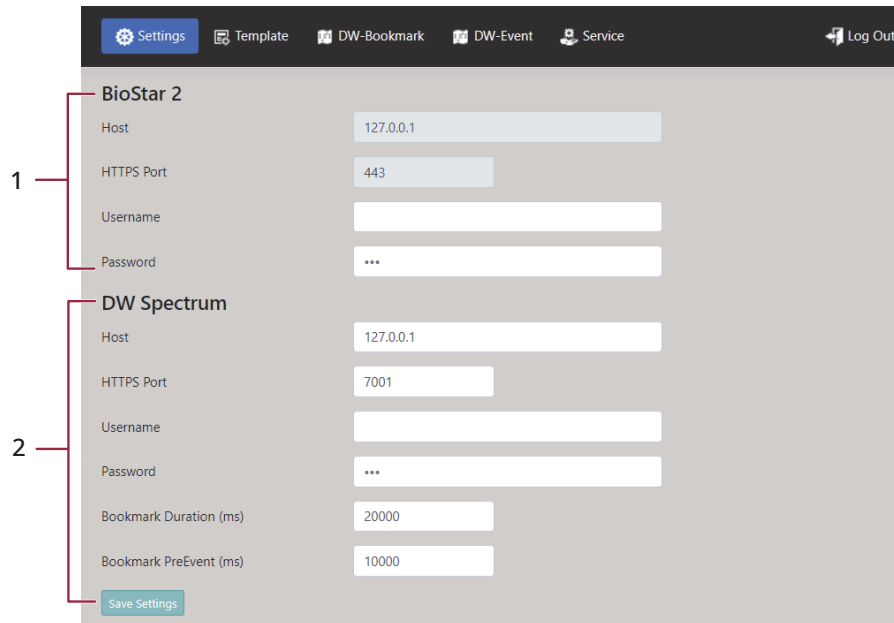
Settings

Settings overview

You can configure settings for connection to BioStar 2 and the VMS server.



If either server is located on a different computer where the integration service is running, make sure that any firewalls or security software is set to allow communication on the ports specified.

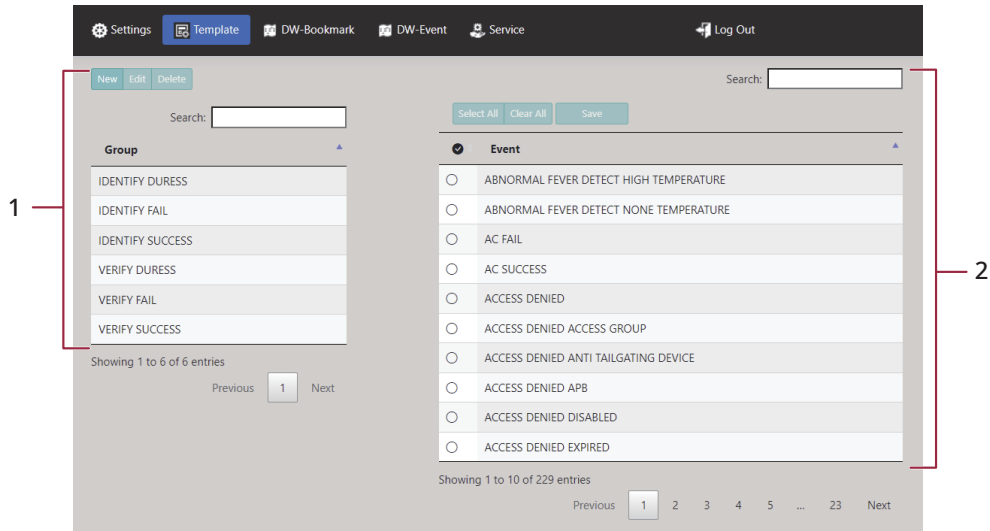


No.	Item	Description
1	BioStar 2	<ul style="list-style-type: none"> • Host: It indicates the IP address of BioStar 2. • HTTPS Port: It indicates the port number that you are using in BioStar 2. <div style="border: 1px solid #ccc; padding: 5px; margin: 5px 0;"> <ul style="list-style-type: none"> • It is not possible to modify the BioStar 2 server address and port here. • To configure another system, log out and reconnect using the desired connection parameters </div> <ul style="list-style-type: none"> • Username: Enter the operator ID of BioStar 2. • Password: Enter the password of BioStar 2.
2	DW Spectrum	<ul style="list-style-type: none"> • Host: Enter the IP address of the server where the VMS is installed. • HTTPS Port: Enter the port number of the VMS. • Username: Enter the operator ID of the VMS. • Password: Enter the password of the VMS. • Bookmark Duration (ms): Enter the duration for Bookmarks created in the VMS (20000 ms = 20 seconds). • Bookmark PreEvent (ms): Enter the duration to shift Bookmark starting times relative to the actual event time in BioStar 2 to include a video before the actual event occurs. For example, if the event occurs at 11:40:45, the bookmark will start at 11:40:35 when the Bookmark PreEvent setting is 10000 ms (10000 ms = 10 seconds). • Save Settings: Save the settings.

Template

Template overview

You can create a template group with the desired event types or edit existing groups.



No.	Item	Description
1	Group	<ul style="list-style-type: none">• New: Create a new template group.• Edit: Rename the group name.• Delete: Delete the group.• Search: Search for groups.
2	Event	<ul style="list-style-type: none">• Search: Search for event types.• Select All: Select all event types shown on the page.• Clear All: Deselect all event types shown on the page.• Save: Save the template group.



You can sort the list in ascending or descending by clicking ▲ or ▼.

Creating a new template group

- 1 Click **New**.
- 2 Enter a name for the template group and click **Save**.
- 3 Select the template group created under **Group**.
- 4 Select the desired event types under **Event**.
- 5 Click **Save** to save the template group.

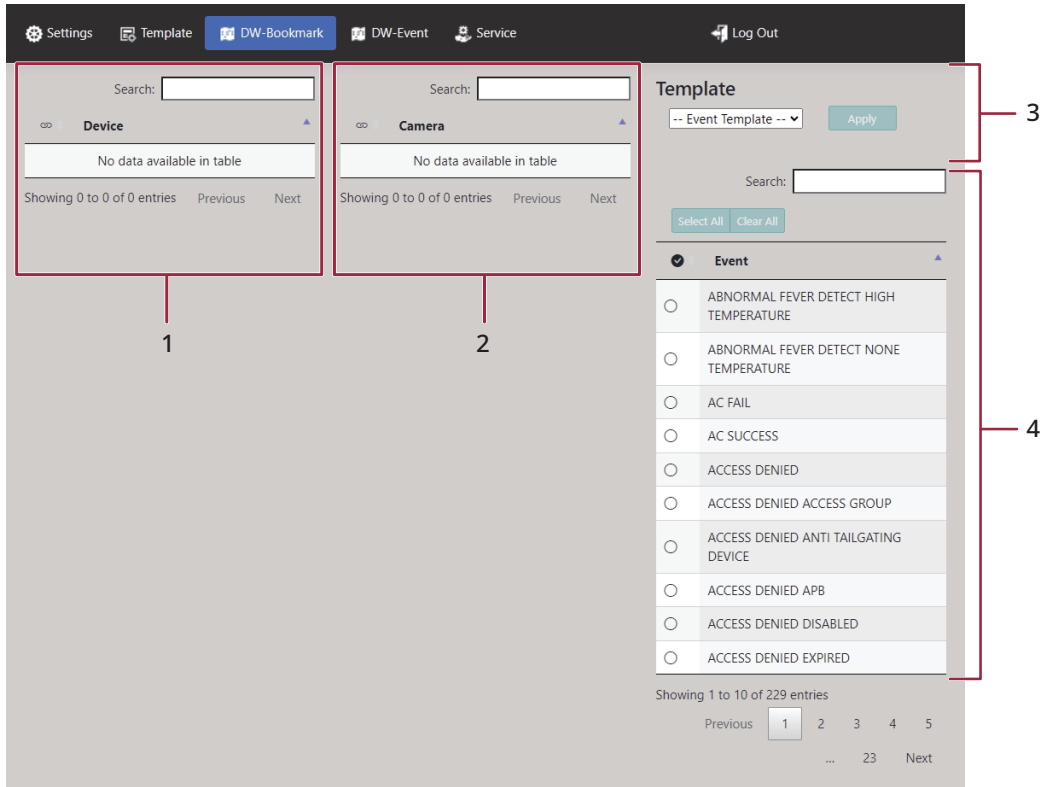
Editing a group template

- 1 Select a template group to edit under **Group**.
- 2 Select or deselect event types under **Event**.
- 3 Click **Save** to save the changes.

DW-Bookmark

DW-Bookmark overview

Bookmarks are video clips in the archive that are marked to make it easy to find and review. You can create bookmarks with event types or a preset template.



No.	Item	Description
1	Device	<ul style="list-style-type: none">• Search: Search for devices.
2	Camera	<ul style="list-style-type: none">• Search: Search for cameras.
3	Template	<ul style="list-style-type: none">• Template: Select a preset template group.• Apply: Save the bookmark settings.
4	Event	<ul style="list-style-type: none">• Search: Search for event types.• Select All: Select all event types shown on the page.• Clear All: Deselect all event types shown on the page.



You can sort the list in ascending or descending by clicking ▲ or ▼.

Configuring bookmark settings

- 1 Select a device under **Device**.
- 2 Select cameras to connect under **Camera**.




It is recommended to connect up to 15 cameras to one device.

- 3 Select event types under **Event** or you can select a preset template from the dropdown menu under **Template**.



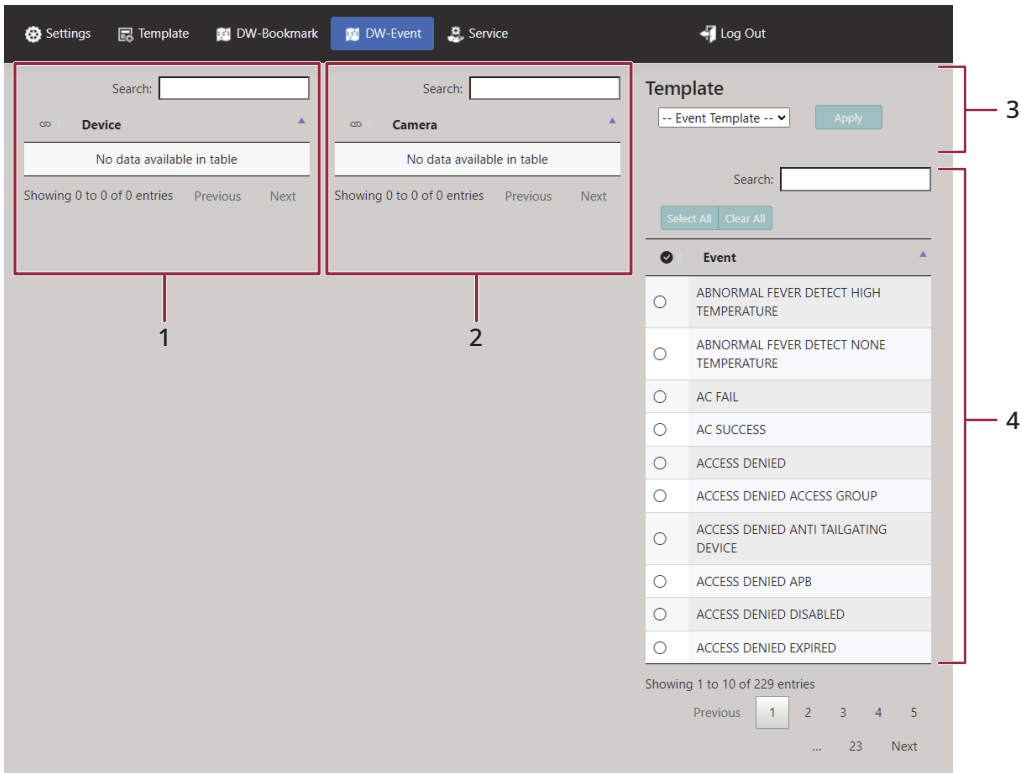
It is recommended to select up to 50 event types per camera.

- 4 Click **Apply** to save the bookmark. Once the device and the cameras are successfully connected,  appears next to their names.

DW-Event



DW-Event overview

Event logs are used to store issues occurred and navigate through past activity.



No.	Item	Description
1	Device	<ul style="list-style-type: none"> • Search: Search for devices.
2	Camera	<ul style="list-style-type: none"> • Search: Search for cameras.
3	Template	<ul style="list-style-type: none"> • Event Template: Select a preset template group. • Apply: Save the event settings.
4	Event	<ul style="list-style-type: none"> • Search: Search for event types. • Select All: Select all event types shown on the page. • Clear All: Deselect all event types shown on the page.



You can sort the list in ascending or descending by clicking  or .

Configuring event settings

- 1 Select a device under **Device**.
- 2 Select cameras to connect under **Camera**.




It is recommended to connect up to 15 cameras to one device.

- 3 Select event types under **Event** or you can select a preset template from the dropdown menu under **Template**.



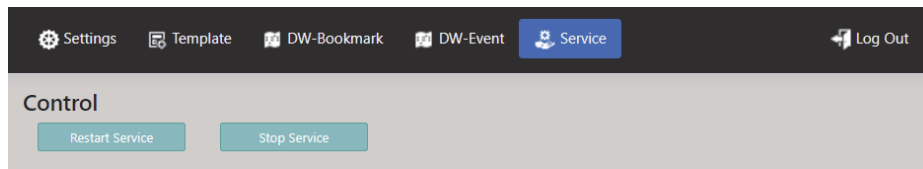
It is recommended to select up to 50 event types per camera.

- 4 Click **Apply** to save the event. Once the device and the cameras are successfully connected,  appears next to their names.

Service

Service overview

You can restart or stop the integration service.



- **Restart Service:** Start or restart Suprema Integration with DW Spectrum.
- **Stop Service:** Stop Suprema Integration with DW Spectrum. The integration will be disabled until the service is started again manually or by rebooting the computer.

Troubleshooting

This troubleshooting provides information to solve unexpected issues that you may encounter when using Suprema Integration with DW Spectrum.

Problem	Solution
The configuration webpage can not be accessed.	<ul style="list-style-type: none">• Check that the service has been successfully installed and is running.• Open service control panel (run: services.msc) and restart 'BiostarDWUI', or reboot the computer.
Devices or cameras are not displayed in the Bookmark/Event configuration screen.	<ul style="list-style-type: none">• If devices are not displaying, check the connection settings for BioStar 2.• If cameras are not displaying, check the connection settings for the VMS.
No bookmarks or events are created in the VMS when it occurs in BioStar 2.	<ul style="list-style-type: none">• Check that the Integration service is running. Try to restart the service or reboot the computer where the integration service is installed.• Check the Bookmark/Event configuration. Make sure the correct event from the correct device is connected to a camera. Try another event type.• Check the Bookmark/Event filter in the VMS. The events may be hidden by the filter.• If the event is being recorded but not displayed, check the bookmark logs and event logs.

Appendices

Disclaimers

- Information in this document is provided in connection with Suprema products.
- The right to use is acknowledged only for Suprema products included in the terms and conditions of use or sale for such products guaranteed by Suprema. No license, express or implied, by estoppel or otherwise, to any intellectual property is granted by this document.
- Except as expressly stated in an agreement between you and Suprema, Suprema assumes no liability whatsoever, and Suprema disclaims all warranties, express or implied including, without limitation, relating to fitness for a particular purpose, merchantability, or noninfringement.
- All warranties are VOID if Suprema products have been: 1) improperly installed or where the serial numbers, warranty date or quality assurance decals on the hardware are altered or removed; 2) used in a manner other than as authorized by Suprema; 3) modified, altered or repaired by a party other than Suprema or a party authorized by Suprema; or 4) operated or maintained in unsuitable environmental conditions.
- Suprema products are not intended for use in medical, lifesaving, life-sustaining applications, or other applications in which the failure of the Suprema product could create a situation where personal injury or death may occur. Should you purchase or use Suprema products for any such unintended or unauthorized application, you shall indemnify and hold Suprema and its officers, employees, subsidiaries, affiliates, and distributors harmless against all claims, costs, damages, and expenses, and reasonable attorney fees arising out of, directly or indirectly, any claim of personal injury or death associated with such unintended or unauthorized use, even if such claim alleges that Suprema was negligent regarding the design or manufacture of the part.
- Suprema reserves the right to make changes to specifications and product descriptions at any time without notice to improve reliability, function, or design.
- Personal information, in the form of authentication messages and other relative information, may be stored within Suprema products during usage. Suprema does not take responsibility for any information, including personal information, stored within Suprema's products that are not within Suprema's direct control or as stated by the relevant terms and conditions. When any stored information, including personal information, is used, it is the responsibility of the product users to comply with national legislation (such as GDPR) and to ensure proper handling and processing.
- You must not rely on the absence or characteristics of any features or instructions marked "reserved" or "undefined." Suprema reserves these for future definition and shall have no responsibility whatsoever for conflicts or incompatibilities arising from future changes to them.
- Except as expressly set forth herein, to the maximum extent permitted by law, the Suprema products are sold "as is".
- Contact your local Suprema sales office or your distributor to obtain the latest specifications and before placing your product order.

Copyright Notice

Suprema has the copyright of this document. The rights of other product names, brands, and trademarks belong to individuals or organizations who own them.

Open-source Software

This product contains open-source software. To request the source code covered under GPL, LGPL, MPL, and other open-source licenses which require distribution of the source code, please visit support.supremainc.com.

You may obtain the source code for three years after our last shipment of this product on our website (support.supremainc.com).

If you want to obtain the source code in the physical medium, the cost of performing such distribution may be charged. This offer is valid to anyone in receipt of this information.

Open-source licenses and the corresponding license terms for open-source software contained in this product are as follows:

Newtonsoft.Json

The MIT License (MIT)

Copyright (c) 2007 James Newton-King

Permission is hereby granted, free of charge, to any person obtaining a copy of this software and associated documentation files (the "Software"), to deal in the Software without restriction, including without limitation the rights to use, copy, modify, merge, publish, distribute, sublicense, and/or sell copies of the Software, and to permit persons to whom the Software is furnished to do so, subject to the following conditions:

The above copyright notice and this permission notice shall be included in all copies or substantial portions of the Software.

THE SOFTWARE IS PROVIDED "AS IS", WITHOUT WARRANTY OF ANY KIND, EXPRESS OR IMPLIED, INCLUDING BUT NOT LIMITED TO THE WARRANTIES OF MERCHANTABILITY, FITNESS FOR A PARTICULAR PURPOSE AND NONINFRINGEMENT. IN NO EVENT SHALL THE AUTHORS OR COPYRIGHT HOLDERS BE LIABLE FOR ANY CLAIM, DAMAGES OR OTHER LIABILITY, WHETHER IN AN ACTION OF CONTRACT, TORT OR OTHERWISE, ARISING FROM, OUT OF OR IN CONNECTION WITH THE SOFTWARE OR THE USE OR OTHER DEALINGS IN THE SOFTWARE.

RestSharp

Apache License

Version 2.0, January 2004

<http://www.apache.org/licenses/>

TERMS AND CONDITIONS FOR USE, REPRODUCTION, AND DISTRIBUTION

1. Definitions.

"License" shall mean the terms and conditions for use, reproduction, and distribution as defined by Sections 1 through 9 of this document.

"Licensor" shall mean the copyright owner or entity authorized by the copyright owner that is granting the License.

"Legal Entity" shall mean the union of the acting entity and all other entities that control, are controlled by, or are under common control with that entity. For the purposes of this definition, "control" means (i) the power, direct or indirect, to cause the direction or management of such entity, whether by contract or otherwise, or (ii) ownership of fifty percent (50%) or more of the outstanding shares, or (iii) beneficial ownership of such entity.

"You" (or "Your") shall mean an individual or Legal Entity exercising permissions granted by this License.

"Source" form shall mean the preferred form for making modifications, including but not limited to software source code, documentation source, and configuration files.

"Object" form shall mean any form resulting from mechanical transformation or translation of a Source form, including but not limited to compiled object code, generated documentation, and conversions to other media types.

"Work" shall mean the work of authorship, whether in Source or Object form, made available under the License, as indicated by a copyright notice that is included in or attached to the work (an example is provided in the Appendix below).

"Derivative Works" shall mean any work, whether in Source or Object form, that is based on (or derived from) the Work and for which the editorial revisions, annotations, elaborations, or other modifications represent, as a whole, an original work of authorship. For the purposes of this License, Derivative Works shall not include works that remain separable from, or merely link (or bind by name) to the interfaces of, the Work and Derivative Works thereof.

"Contribution" shall mean any work of authorship, including the original version of the Work and any modifications or additions to that Work or Derivative Works thereof, that is intentionally submitted to Licensor for inclusion in the Work by the copyright owner or by an individual or Legal Entity authorized to submit on behalf of the copyright owner. For the purposes of this definition, "submitted" means any form of electronic, verbal, or written communication sent to the Licensor or its representatives, including but not limited to communication on electronic mailing lists, source code control systems, and issue tracking systems that are managed by, or on behalf of, the Licensor for the purpose of discussing and improving the Work, but excluding communication that is conspicuously marked or otherwise designated in writing by the copyright owner as "Not a Contribution."

"Contributor" shall mean Licensor and any individual or Legal Entity on behalf of whom a Contribution has been received by Licensor and subsequently incorporated within the Work.

2. Grant of Copyright License.

Subject to the terms and conditions of this License, each Contributor hereby grants to You a perpetual, worldwide, non-exclusive, no-charge, royalty-free, irrevocable copyright license to reproduce, prepare Derivative Works of, publicly display, publicly perform, sublicense, and distribute the Work and such Derivative Works in Source or Object form.

3. Grant of Patent License.

Subject to the terms and conditions of this License, each Contributor hereby grants to You a perpetual, worldwide, non-exclusive, no-charge, royalty-free, irrevocable (except as stated in this section) patent license to make, have made, use, offer to sell, sell, import, and otherwise transfer the Work, where such license applies only to those patent claims licensable by such Contributor that are necessarily infringed by their Contribution(s) alone or by combination of their Contribution(s) with the Work to which such Contribution(s) was submitted. If You institute patent litigation against any entity (including a cross-claim or counterclaim in a lawsuit) alleging that the Work or a Contribution incorporated within the Work constitutes direct or contributory patent infringement, then any patent licenses granted to You under this License for that Work shall terminate as of the date such litigation is filed.

4. Redistribution.

You may reproduce and distribute copies of the Work or Derivative Works thereof in any medium, with or without modifications, and in Source or Object form, provided that You meet the following conditions:

You must give any other recipients of the Work or Derivative Works a copy of this License; and

You must cause any modified files to carry prominent notices stating that You changed the files; and

You must retain, in the Source form of any Derivative Works that You distribute, all copyright, patent, trademark, and attribution notices from the Source form of the Work, excluding those notices that do not pertain to any part of the Derivative Works; and

If the Work includes a "NOTICE" text file as part of its distribution, then any Derivative Works that You distribute must include a readable copy of the attribution notices contained within such NOTICE file, excluding those notices that do not pertain to any part of the Derivative Works, in at least one of the following places: within a NOTICE text file distributed as part of the Derivative Works; within the Source form or documentation, if provided along with the Derivative Works; or, within a display generated by the Derivative Works, if and wherever such third-party notices normally appear. The contents of the NOTICE file are for informational purposes only and do not modify the License. You may add Your own

attribution notices within Derivative Works that You distribute, alongside or as an addendum to the NOTICE text from the Work, provided that such additional attribution notices cannot be construed as modifying the License.

You may add Your own copyright statement to Your modifications and may provide additional or different license terms and conditions for use, reproduction, or distribution of Your modifications, or for any such Derivative Works as a whole, provided Your use, reproduction, and distribution of the Work otherwise complies with the conditions stated in this License.

5. Submission of Contributions.

Unless You explicitly state otherwise, any Contribution intentionally submitted for inclusion in the Work by You to the Licensor shall be under the terms and conditions of this License, without any additional terms or conditions. Notwithstanding the above, nothing herein shall supersede or modify the terms of any separate license agreement you may have executed with Licensor regarding such Contributions.

6. Trademarks.

This License does not grant permission to use the trade names, trademarks, service marks, or product names of the Licensor, except as required for reasonable and customary use in describing the origin of the Work and reproducing the content of the NOTICE file.

7. Disclaimer of Warranty.

Unless required by applicable law or agreed to in writing, Licensor provides the Work (and each Contributor provides its Contributions) on an "AS IS" BASIS, WITHOUT WARRANTIES OR CONDITIONS OF ANY KIND, either express or implied, including, without limitation, any warranties or conditions of TITLE, NON-INFRINGEMENT, MERCHANTABILITY, or FITNESS FOR A PARTICULAR PURPOSE. You are solely responsible for determining the appropriateness of using or redistributing the Work and assume any risks associated with Your exercise of permissions under this License.

8. Limitation of Liability.

In no event and under no legal theory, whether in tort (including negligence), contract, or otherwise, unless required by applicable law (such as deliberate and grossly negligent acts) or agreed to in writing, shall any Contributor be liable to You for damages, including any direct, indirect, special, incidental, or consequential damages of any character arising as a result of this License or out of the use or inability to use the Work (including but not limited to damages for loss of goodwill, work stoppage, computer failure or malfunction, or any and all other commercial damages or losses), even if such Contributor has been advised of the possibility of such damages.

9. Accepting Warranty or Additional Liability.

While redistributing the Work or Derivative Works thereof, You may choose to offer, and charge a fee for, acceptance of support, warranty, indemnity, or other liability obligations and/or rights consistent with this License. However, in accepting such obligations, You may act only on Your own behalf and on Your sole responsibility, not on behalf of any other Contributor, and only if You agree to indemnify, defend, and hold each Contributor harmless for any liability incurred by, or claims asserted against, such Contributor by reason of your accepting any such warranty or additional liability.

END OF TERMS AND CONDITIONS

fluent-nhibernate

Copyright (c) 2008-2018, James Gregory and contributors

All rights reserved.

Redistribution and use in source and binary forms, with or without modification, are permitted provided that the following conditions are met:

* Redistributions of source code must retain the above copyright notice, this list of conditions and the following disclaimer.

* Redistributions in binary form must reproduce the above copyright notice, this list of conditions and the following disclaimer in the documentation and/or other materials provided with the distribution.

* Neither the name of James Gregory nor the names of its contributors may be used to endorse or promote products derived from this software without specific prior written permission.

THIS SOFTWARE IS PROVIDED BY THE COPYRIGHT HOLDERS AND CONTRIBUTORS "AS IS" AND ANY EXPRESS OR IMPLIED WARRANTIES, INCLUDING, BUT NOT LIMITED TO, THE IMPLIED WARRANTIES OF MERCHANTABILITY AND FITNESS FOR A PARTICULAR PURPOSE ARE DISCLAIMED. IN NO EVENT SHALL THE COPYRIGHT OWNER OR CONTRIBUTORS BE LIABLE FOR ANY DIRECT, INDIRECT, INCIDENTAL, SPECIAL, EXEMPLARY, OR CONSEQUENTIAL DAMAGES (INCLUDING, BUT NOT LIMITED TO, PROCUREMENT OF SUBSTITUTE GOODS OR SERVICES; LOSS OF USE, DATA, OR PROFITS; OR BUSINESS INTERRUPTION) HOWEVER CAUSED AND ON ANY THEORY OF LIABILITY, WHETHER IN CONTRACT, STRICT LIABILITY, OR TORT (INCLUDING NEGLIGENCE OR OTHERWISE) ARISING IN ANY WAY OUT OF THE USE OF THIS SOFTWARE, EVEN IF ADVISED OF THE POSSIBILITY OF SUCH DAMAGE.

bootstrap

The MIT License (MIT)

Copyright (c) 2011-2021 Twitter, Inc.

Copyright (c) 2011-2021 The Bootstrap Authors

Permission is hereby granted, free of charge, to any person obtaining a copy of this software and associated documentation files (the "Software"), to deal in the Software without restriction, including without limitation the rights to use, copy, modify, merge, publish, distribute, sublicense, and/or sell copies of the Software, and to permit persons to whom the Software is furnished to do so, subject to the following conditions:

The above copyright notice and this permission notice shall be included in all copies or substantial portions of the Software.

THE SOFTWARE IS PROVIDED "AS IS", WITHOUT WARRANTY OF ANY KIND, EXPRESS OR IMPLIED, INCLUDING BUT NOT LIMITED TO THE WARRANTIES OF MERCHANTABILITY, FITNESS FOR A PARTICULAR PURPOSE AND NONINFRINGEMENT. IN NO EVENT SHALL THE AUTHORS OR COPYRIGHT HOLDERS BE LIABLE FOR ANY CLAIM, DAMAGES OR OTHER LIABILITY, WHETHER IN AN ACTION OF CONTRACT, TORT OR OTHERWISE, ARISING FROM, OUT OF OR IN CONNECTION WITH THE SOFTWARE OR THE USE OR OTHER DEALINGS IN THE SOFTWARE.

DataTables

The MIT License (MIT)

Copyright (C) 2008-2021, SpryMedia Ltd.

Permission is hereby granted, free of charge, to any person obtaining a copy of this software and associated documentation files (the "Software"), to deal in the Software without restriction, including without limitation the rights to use, copy, modify, merge, publish, distribute, sublicense, and/or sell copies of the Software, and to permit persons to whom the Software is furnished to do so, subject to the following conditions:

The above copyright notice and this permission notice shall be included in all copies or substantial portions of the Software.

THE SOFTWARE IS PROVIDED "AS IS", WITHOUT WARRANTY OF ANY KIND, EXPRESS OR IMPLIED, INCLUDING BUT NOT LIMITED TO THE WARRANTIES OF MERCHANTABILITY, FITNESS FOR A PARTICULAR PURPOSE AND NONINFRINGEMENT. IN NO EVENT SHALL THE AUTHORS OR COPYRIGHT HOLDERS BE LIABLE FOR ANY CLAIM, DAMAGES OR OTHER LIABILITY, WHETHER IN AN ACTION OF CONTRACT, TORT OR OTHERWISE, ARISING FROM, OUT OF OR IN CONNECTION WITH THE SOFTWARE OR THE USE OR OTHER DEALINGS IN THE SOFTWARE.

jquery-license

Copyright jQuery Foundation and other contributors, <https://jquery.org/>

This software consists of voluntary contributions made by many individuals. For exact contribution history, see the revision history available at <https://github.com/jquery/jquery-license>

The following license applies to all parts of this software except as documented below:

====

Permission is hereby granted, free of charge, to any person obtaining a copy of this software and associated documentation files (the "Software"), to deal in the Software without restriction, including without limitation the rights to use, copy, modify, merge, publish, distribute, sublicense, and/or sell copies of the Software, and to permit persons to whom the Software is furnished to do so, subject to the following conditions:

The above copyright notice and this permission notice shall be included in all copies or substantial portions of the Software.

THE SOFTWARE IS PROVIDED "AS IS", WITHOUT WARRANTY OF ANY KIND, EXPRESS OR IMPLIED, INCLUDING BUT NOT LIMITED TO THE WARRANTIES OF MERCHANTABILITY, FITNESS FOR A PARTICULAR PURPOSE AND NONINFRINGEMENT. IN NO EVENT SHALL THE AUTHORS OR COPYRIGHT HOLDERS BE LIABLE FOR ANY CLAIM, DAMAGES OR OTHER LIABILITY, WHETHER IN AN ACTION OF CONTRACT, TORT OR OTHERWISE, ARISING FROM, OUT OF OR IN CONNECTION WITH THE SOFTWARE OR THE USE OR OTHER DEALINGS IN THE SOFTWARE.

System.Data.SQLite

Microsoft Public License (MS-PL)

This license governs use of the accompanying software. If you use the software, you accept this license. If you do not accept the license, do not use the software.

1. Definitions

The terms "reproduce," "reproduction," "derivative works," and "distribution" have the same meaning here as under U.S. copyright law.

A "contribution" is the original software, or any additions or changes to the software.

A "contributor" is any person that distributes its contribution under this license.

"Licensed patents" are a contributor's patent claims that read directly on its contribution.

2. Grant of Rights

(A) Copyright Grant- Subject to the terms of this license, including the license conditions and limitations in section 3, each contributor grants you a non-exclusive, worldwide, royalty-free copyright license to reproduce its contribution, prepare derivative works of its contribution, and distribute its contribution or any derivative works that you create.

(B) Patent Grant- Subject to the terms of this license, including the license conditions and limitations in section 3, each contributor grants you a non-exclusive, worldwide, royalty-free license under its licensed patents to make, have made, use, sell, offer for sale, import, and/or otherwise dispose of its contribution in the software or derivative works of the contribution in the software.

3. Conditions and Limitations

(A) No Trademark License- This license does not grant you rights to use any contributors' name, logo, or trademarks.

(B) If you bring a patent claim against any contributor over patents that you claim are infringed by the software, your

patent license from such contributor to the software ends automatically.

(C) If you distribute any portion of the software, you must retain all copyright, patent, trademark, and attribution notices that are present in the software.

(D) If you distribute any portion of the software in source code form, you may do so only under this license by including a complete copy of this license with your distribution. If you distribute any portion of the software in compiled or object code form, you may only do so under a license that complies with this license.

(E) The software is licensed "as-is." You bear the risk of using it. The contributors give no express warranties, guarantees or conditions. You may have additional consumer rights under your local laws which this license cannot change. To the extent permitted under your local laws, the contributors exclude the implied warranties of merchantability, fitness for a particular purpose and non-infringement.



Suprema Inc.

17F Parkview Tower, 248, Jeongjail-ro, Bundang-gu, Seongnam-si, Gyeonggi-do, 13554, Rep. of KOREA

Tel: +82 31 783 4502 | Fax: +82 31 783 4503 | Inquiry: sales_sys@supremainc.com



For more information about Suprema's global branch offices,
visit the webpage below by scanning the QR code.
<https://supremainc.com/en/about/global-office.asp>